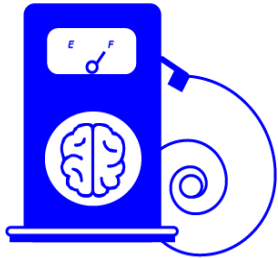



ESL – LESSON 5 PRACTICE 1.3

Learn English Basics
Adjectives
Words use to describe or modify a noun



Brain Fueled

Learning the opposite meaning of words can help you to quickly increase your vocabulary. Let's Practice! Review the adjectives below:



Big / Large

"It's a large animal."

Little / Small

"It's a small animal."



Clean

"She's a clean little girl."

Dirty

"She's a dirty little girl."



Friendly

"They are friendly people."

Unfriendly

"They are unfriendly people."




Expensive

"It's an expensive car."

Cheap

"It's a cheap car."



Good

"He is a good boy."

Bad

"He is a bad boy."



Tall

"She is a tall woman."

Short

"She is a short woman."



ESL – LESSON 5 PRACTICE 1.3



Long

“She has long hair.”

Short

“She has short hair.”



Comfortable

“It’s a comfortable chair.”

Uncomfortable

“It’s an uncomfortable chair.”



Hot

“This is a hot soup.”

Cold

“This is a cold drink.”




Happy

“It’s a happy face.”

Sad

“It’s a sad face.”



New

“They are new shoes.”

Old

“They are old shoes.”



Dark

“It’s a dark color.”

Light

“It’s a light color.”



Beautiful

“You have a beautiful cat.”

Ugly

“You have an ugly cat.”



Fat

“It is a fat dog.”

Thin

“It is a thin dog.”

